

Here is your suggested weekly ELD schedule!

Monday - go on Weebly or SeeSaw and get (print if you want) this week's lesson. (You already did that! This is your lesson!) Watch my video on SeeSaw with your child.

Tuesday - Attend our 15 minute Zoom meeting at 12:30 (I sent you the link and password last week and will again Tuesday morning) I cannot post that information or I would.


Wednesday - Complete "Extension Activity #1 (below) This is a scavenger Hunt and rereading our book from Tuesday. Please take a video of your child telling me what they found and add it to SeeSaw.



Here is the link to the book, "The Forest"

<https://www.uniteforliteracy.com/unite/earthandsky/book?BookId=224>

Thursday - Complete "Extension Activity #2 (below). Once it is done, please take a picture of it and add it to [Mrs. Reid's ESL World](#) on SeeSaw.

Friday - Take a rest! You've earned it. If you want, play the Extra Fun game: Charades at the end of Extension Activity #2.













Today you will find things around your home. You will look  around indoors.

Check off  the things you find. Place an "X" next to the things you cannot find. **Then take a video**  of the items you found and post it on SeeSaw. Try using these words to tell me what you found.

"I found _____, _____ and _____. Then I found _____, _____ and _____."

NATURE SCAVENGER HUNT

printPrimaryPlayground

-  Find 4 pine cones.
-  Find something that is yellow.
-  Find 2 tree stumps.
-  Find a feather.
-  Find a seed pod.
-  Find 4 smooth rocks.
-  Find a spider web with a spider on it.
-  Find 3 mushrooms.
-  Find a long stick.
-  Find 2 things that can fly.
-  Find 3 different sized green leaves.
-  Find a dandelion weed. Blow a wish.







Then go to "Unite for Literacy" and reread the book "The Forest" Here is the link. <https://www.uniteforliteracy.com/unite/earthandsky/book?BookId=224>

Extension # 2

Big Question: *What is nature?*

Word Bank (you do not have to use these)

green 	squirrels 	trees 
brown 	turtles 	roots 
big 	woodpeckers 	

Write 3 sentences about nature. Be sure to include an **adjective**. You may print these or use a blank piece of paper.

Example: Nature is **green** grass. (green is the adjective)

Nature is a **barking** dog. (barking is the adjective)


1. Nature is _____
_____.

2. Nature is _____
_____.

3. Nature is _____
_____.

Great Job! Read your sentences with someone at home.

Extra fun:

Cut out  the pictures and words below and play a family game of **charades**. To play put the pictures and words in a bowl face down. Take turns picking one and acting it out (no talking!) while the rest of the family guesses what you are doing! Feel free to add some of your own pictures/activities!

Word Bank (you do not have to use these)

green 	squirrels 	trees 
brown 	turtles 	roots 
big 	woodpeckers 	