

Here is your suggested weekly ELD schedule for May 4, 2020!

Monday - go on Weebly or SeeSaw and get (print if you want) this week's lesson. (You already did that! This is your lesson!) Watch my video on SeeSaw with your child.

Tuesday - Attend our 15 minute Zoom meeting at 12:30 (I sent you the link and password last week and will again Tuesday morning) I cannot post that information or I would.




Wednesday - Complete "Extension Activity #1 (below) This is a scavenger Hunt and rereading our book from Tuesday. Please take a video of your child telling me what they found and add it to SeeSaw.






Here is the link to the book, "Spring Senses"

<https://www.uniteforliteracy.com/unite/earthandsky/book?BookId=127>

Thursday - Complete "Extension Activity #2 (below). Once it is done, please take a picture of it and add it to [Mrs. Reid's ESL World](#) on SeeSaw.

Friday - Take a rest! You've earned it. If you want, play the Extra Fun game: Charades at the end of Extension Activity #2.

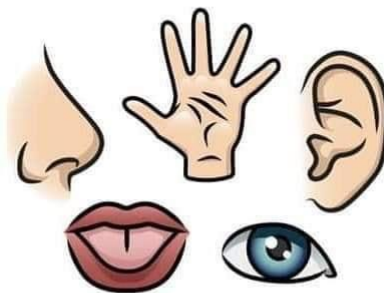
Today you will find things around your home. You will look  around indoors. Check off  the things you find. Place an "X" next to the things you cannot find. **Then take a video**  of the items you found and post it on SeeSaw. Try using these words to tell me what you found.

"I feel  a _____ . Then I see  a _____ . Next I hear  a _____ . After that, I smell  a _____ . Last I wanted to taste  a _____ ."

5 SENSES SCAVENGER HUNT

primary playground

- Find something that makes a crunch sound.
- Find something that tastes sour.
- Find something that smells good.
- Find something smooth.
- Find 3 of the same thing.
- Find something that smells bad.
- Find something that tastes sweet.
- Find something loud.
- Find something long.
- Find something soft.
- Find something white.
- Find something quiet.
- Find something rough.



Then go to "Unite for Literacy" and reread the book "Spring Senses"
Here is the link. <https://www.uniteforliteracy.com/unite/earthandsky/book?BookId=127>

Extension # 2

Big Question: *How do senses help us?*

Adjective Word Bank (you do not have to use these)

green 	puffy 	chirping 	
brown 	sweet 	loud 	
prickly 	quiet 	soft 	sour 

Write 3 sentences about nature. Be sure to include an **adjective**. You may print these or use a blank piece of paper.

Example: I feel **prickly** grass. (prickly is the adjective)

I see **puffy** clouds. (puffy is the adjective)

1. I see _____.

2. I hear _____.

3. I smell _____.


4. I want to taste _____.

5. I feel _____.

6. How do senses help us? _____

Great Job! Read your sentences with someone at home.

Extra fun:

Cut out  the pictures and words below and play a family game of **charades**. To play put the pictures and words in a bowl face down. Take turns picking one and acting it out (no talking!) while the rest of the family guesses what you are doing! Feel free to add some of your own pictures/activities!

Tree 	rainbow 	bee 
Bunny 	grass 	
Rain 	birds 	lamb 