



Extension Activity 2: Five Senses


Thinking about your **five senses** and the items you found on your scavenger hunt, take a walk outside with an adult. On the chart below draw, label, or write what you hear, smell, see, feel, and taste.


Spring Senses Snapshots


Enjoy a spring day! Write and draw what you observe with your senses.

I hear 




I smell 

I see 

I feel 

I taste 

Extension Activity 1:

Today you will continue to  think about the **five senses**. You will be an explorer and  look through your home or outside. Check off  the items that you can find. Place an "X" next to the items you cannot find. Feel free to take a picture or video and send it to your teacher of the items you found! Have fun!

5 SENSES SCAVENGER HUNT

primary playground

- Find something that makes a crunch sound.
- Find something that tastes sour.
- Find something that smells good.
- Find something smooth.
- Find 3 of the same thing.
- Find something that smells bad.
- Find something that tastes sweet.
- Find something loud.
- Find something long.
- Find something soft.
- Find something white.
- Find something quiet.
- Find something rough.

